

Lithium Iron Phosphate (LiFePO4) Battery

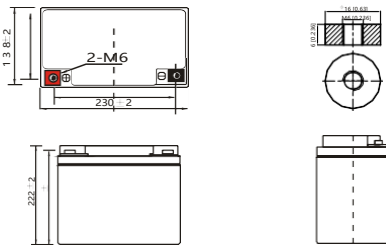
SLAUMXLI50-12 (12.8V, 50AH)

Features of LiFePO4 Battery

- **Longer Cycle Life:** Offers up to 20 times longer cycle life and five times longer float/calendar life than lead acid battery, helping to minimize replacement cost and reduce total cost of ownership.
- **Lighter Weight:** About 40% of the weight of a comparable lead acid battery. A 'drop in' replacement for lead acid batteries.
- **Higher Power:** Delivers twice power of lead acid battery, even high discharge rate, while maintaining high energy capacity.
- **Wider Temperature Range:** -20°C~60°C.
- **Superior Safety:** Lithium Iron Phosphate chemistry eliminates the risk of explosion or combustion due to high impact, overcharging or short circuit situation.
- **Increased Flexibility:** Modular design enables deployment of up to four batteries in series and up to ten batteries in parallel.



Physical Dimension



Application

- Electric vehicles, electric mobility
- Solar/wind energy storage system
- UPS, backup power
- Telecommunication
- Medical equipment
- Lighting

Specification

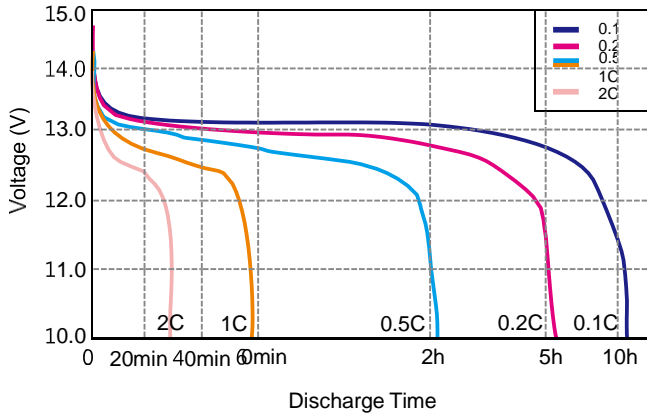
Electrical Characteristics	Nominal Voltage	12.8V
	Nominal Capacity	50Ah
	Energy	640Wh
	Internal Resistance	≤60mΩ
	Cycle Life	>2000 cycles @1C 100%DOD
	Months Self Discharge	<3%
	Efficiency of Charge	100% @0.5C
	Efficiency of Discharge	96~99% @1C
Standard Charge	Charge Voltage	14.4±0.1V
		0.2C to 14.4V, then 14.4V, charge current to 0.02C (CC/CV)
	Charger Current	25A
		50A
Standard Discharge	Charge Cut-off Voltage	14.6V±0.1V
	Continuous Current	50A
	Max. Pulse Current	70A(<3s)
Environmental	Discharge Cut-off Voltage	10V
	Charge Temperature	0 °C to 45 °C (32F to 113F) @60±25% Relative Humidity
	Discharge Temperature	-20 °C to 60 °C (-4F to 140F) @60±25% Relative Humidity
Mechanical	Storage Temperature	0 °C to 40 °C (32F to 104F) @60±25% Relative Humidity
		IP56
	Cell & Method	32650 4S10P
	Plastic Case	ABS
	Dimensions (mm./in.)	230*138*222mm
	Weight (kg./lbs.)	6.50kg
	Terminal	M6
	In parallel	Not allowed

Lithium Iron Phosphate (LiFePO4) Battery

SLAUMXLI50-12 (12.8V, 50AH)

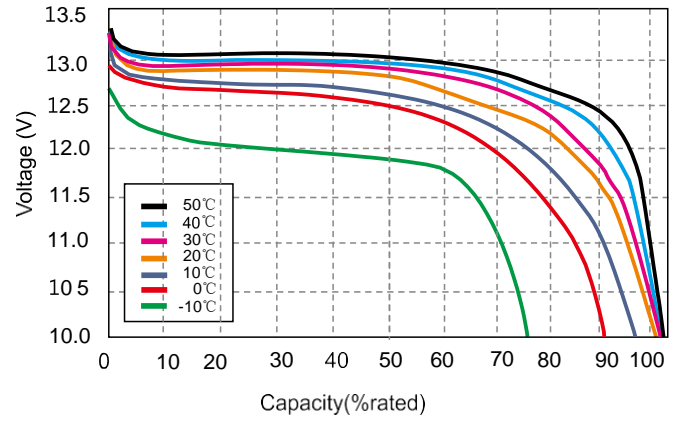
Different Rate Discharge Curve

Different Rate Discharge Curve @25°C



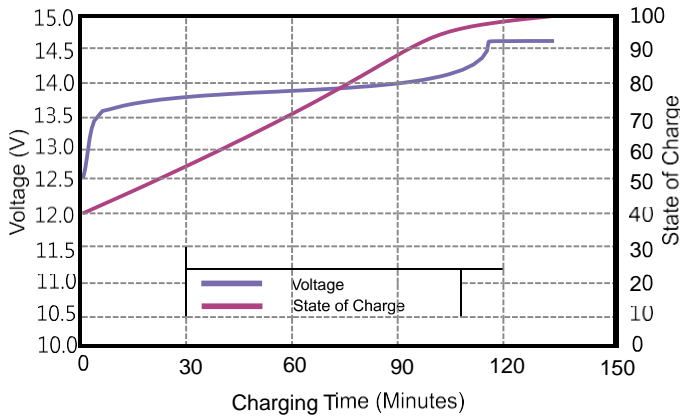
Different Temperature Discharge Curve

Different Temperature Discharge Curve @0.5C



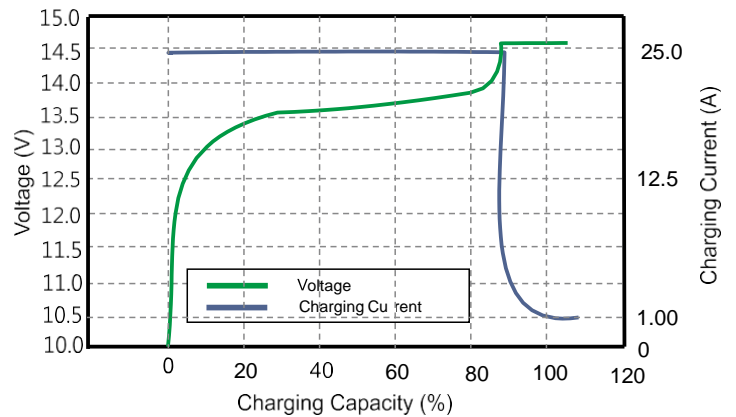
State of Charge Curve

State of Charge Curve @0.5C 25°C



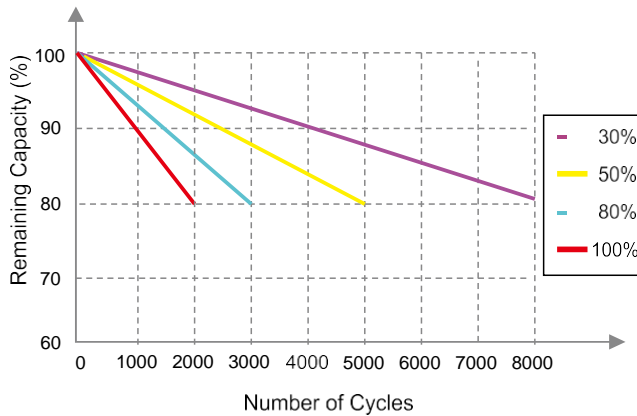
Charging Characteristics

Charging Characteristics @0.5C 25°C



Cycle Life Curve

Different DOD Discharge Cycle Life Curve @1C



Self Discharge Characteristics Curve

Different Temperature Self Discharge Curve

